

Is the CMSSM already ruled out?

...by $(g - 2)_\mu$...

Leszek Roszkowski

Astro-Particle Theory and Cosmology Group
Sheffield, England

with R. Ruiz de Austri and R. Trotta

hep-ph/0602028 \rightarrow JHEP06, hep-ph/0611173 \rightarrow JHEP07

and arXiv:0705.2012 \rightarrow JHEP07

Outline

Outline

- the Constrained MSSM (CMSSM)

Outline

- the Constrained MSSM (CMSSM)
- limitations of fixed-grid scans

Outline

- the Constrained MSSM (CMSSM)
- limitations of fixed-grid scans
- MCMC + Bayesian statistics

Outline

- the Constrained MSSM (CMSSM)
- limitations of fixed-grid scans
- MCMC + Bayesian statistics
- Bayesian Analysis of the CMSSM

Outline

- the Constrained MSSM (CMSSM)
- limitations of fixed-grid scans
- MCMC + Bayesian statistics
- Bayesian Analysis of the CMSSM
- fits of observables

Outline

- the Constrained MSSM (CMSSM)
- limitations of fixed-grid scans
- MCMC + Bayesian statistics
- Bayesian Analysis of the CMSSM
- fits of observables
- impact of a recent SM result for $b \rightarrow s\gamma$

Outline

- the Constrained MSSM (CMSSM)
- limitations of fixed-grid scans
- MCMC + Bayesian statistics
- Bayesian Analysis of the CMSSM
- fits of observables
- impact of a recent SM result for $b \rightarrow s\gamma$
- $b \rightarrow s\gamma$ vs. $\delta a_{\mu}^{\text{SUSY}}$

Outline

- the Constrained MSSM (CMSSM)
- limitations of fixed-grid scans
- MCMC + Bayesian statistics
- Bayesian Analysis of the CMSSM
- fits of observables
- impact of a recent SM result for $b \rightarrow s\gamma$
- $b \rightarrow s\gamma$ vs. $\delta a_{\mu}^{\text{SUSY}}$
- dark matter and $\delta a_{\mu}^{\text{SUSY}}$

Outline

- the Constrained MSSM (CMSSM)
- limitations of fixed-grid scans
- MCMC + Bayesian statistics
- Bayesian Analysis of the CMSSM
- fits of observables
- impact of a recent SM result for $b \rightarrow s\gamma$
- $b \rightarrow s\gamma$ vs. $\delta a_\mu^{\text{SUSY}}$
- dark matter and $\delta a_\mu^{\text{SUSY}}$
- summary

Constrained MSSM

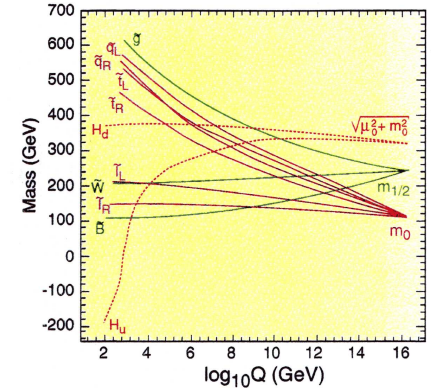
...e.g., mSUGRA

Constrained MSSM

...e.g., mSUGRA

At $M_{\text{GUT}} \simeq 2 \times 10^{16}$ GeV:

- gauginos $M_1 = M_2 = m_{\tilde{g}} = m_{1/2}$ (c.f. MSSM)
- scalars $m_{\tilde{q}_i}^2 = m_{\tilde{l}_i}^2 = m_{H_b}^2 = m_{H_t}^2 = m_0^2$
- 3-linear soft terms $A_b = A_t = A_0$

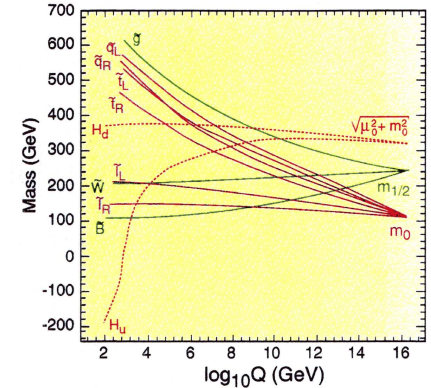


Constrained MSSM

...e.g., mSUGRA

At $M_{\text{GUT}} \simeq 2 \times 10^{16}$ GeV:

- gauginos $M_1 = M_2 = m_{\tilde{g}} = m_{1/2}$ (c.f. MSSM)
- scalars $m_{\tilde{q}_i}^2 = m_{\tilde{l}_i}^2 = m_{H_b}^2 = m_{H_t}^2 = m_0^2$
- 3-linear soft terms $A_b = A_t = A_0$
- radiative EWSB



$$\mu^2 = \frac{\left(m_{H_b}^2 + \Sigma_b^{(1)}\right) - \left(m_{H_t}^2 + \Sigma_t^{(1)}\right) \tan^2 \beta}{\tan^2 \beta - 1} - \frac{m_Z^2}{2}$$

Constrained MSSM

...e.g., mSUGRA

At $M_{\text{GUT}} \simeq 2 \times 10^{16}$ GeV:

● gauginos $M_1 = M_2 = m_{\tilde{g}} = m_{1/2}$ (c.f. MSSM)

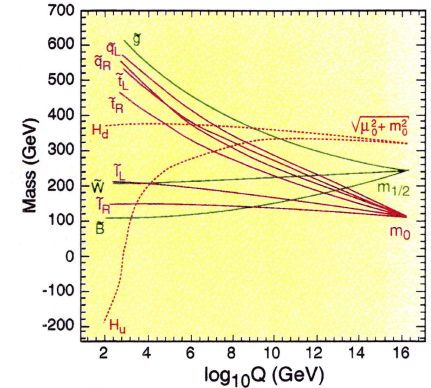
● scalars $m_{\tilde{q}_i}^2 = m_{\tilde{l}_i}^2 = m_{H_b}^2 = m_{H_t}^2 = m_0^2$

● 3-linear soft terms $A_b = A_t = A_0$

● radiative EWSB

$$\mu^2 = \frac{(m_{H_b}^2 + \Sigma_b^{(1)}) - (m_{H_t}^2 + \Sigma_t^{(1)}) \tan^2 \beta}{\tan^2 \beta - 1} - \frac{m_Z^2}{2}$$

● five independent parameters: $\tan \beta, m_{1/2}, m_0, A_0, \text{sgn}(\mu)$

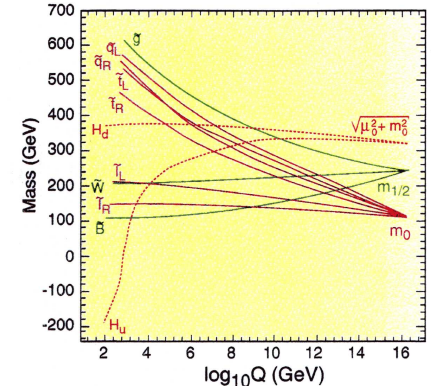


Constrained MSSM

...e.g., mSUGRA

At $M_{\text{GUT}} \simeq 2 \times 10^{16}$ GeV:

- gauginos $M_1 = M_2 = m_{\tilde{g}} = m_{1/2}$ (c.f. MSSM)
- scalars $m_{\tilde{q}_i}^2 = m_{\tilde{l}_i}^2 = m_{H_b}^2 = m_{H_t}^2 = m_0^2$
- 3-linear soft terms $A_b = A_t = A_0$



- radiative EWSB

$$\mu^2 = \frac{(m_{H_b}^2 + \Sigma_b^{(1)}) - (m_{H_t}^2 + \Sigma_t^{(1)}) \tan^2 \beta}{\tan^2 \beta - 1} - \frac{m_Z^2}{2}$$

- five independent parameters: $\tan \beta, m_{1/2}, m_0, A_0, \text{sgn}(\mu)$
- mass spectra at m_Z : run RGEs, 2-loop for g.c. and Y.c, 1-loop for masses
- some important quantities (μ, m_A, \dots) very sensitive to procedure of computing EWSB & minimizing V_H

we use SoftSusy and FeynHiggs

CMSSM: allowed regions

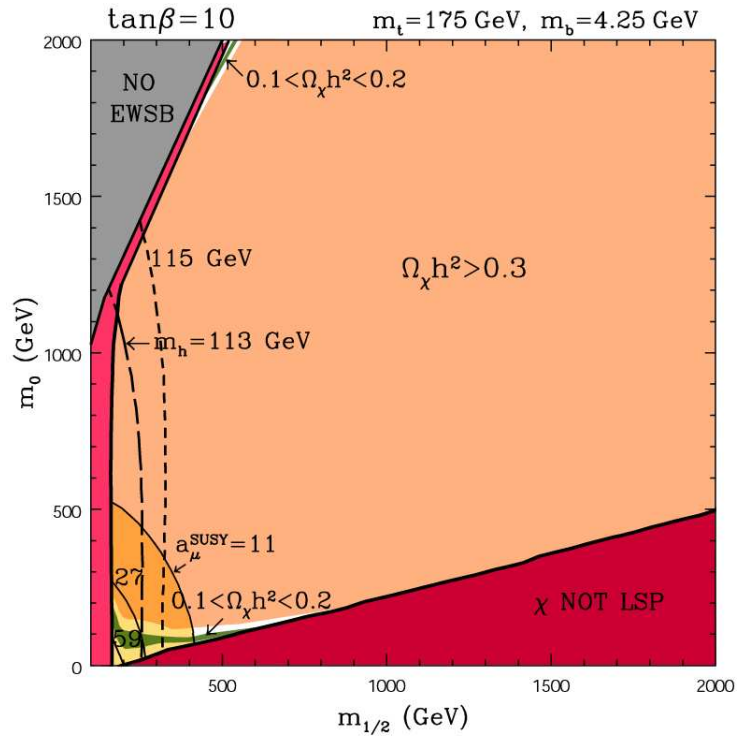
Roszkowski, Ruiz, Nihei ('02)

(somewhat outdated input, e.g., $\delta a_\mu^{\text{SUSY}} = (43 \pm 16) \times 10^{-10}$)

CMSSM: allowed regions

Roszkowski, Ruiz, Nihei ('02)

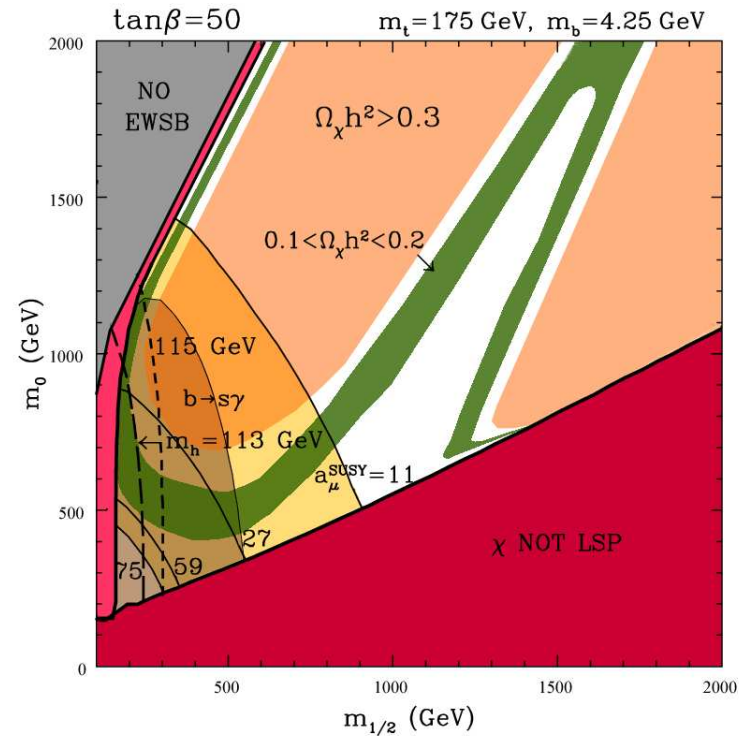
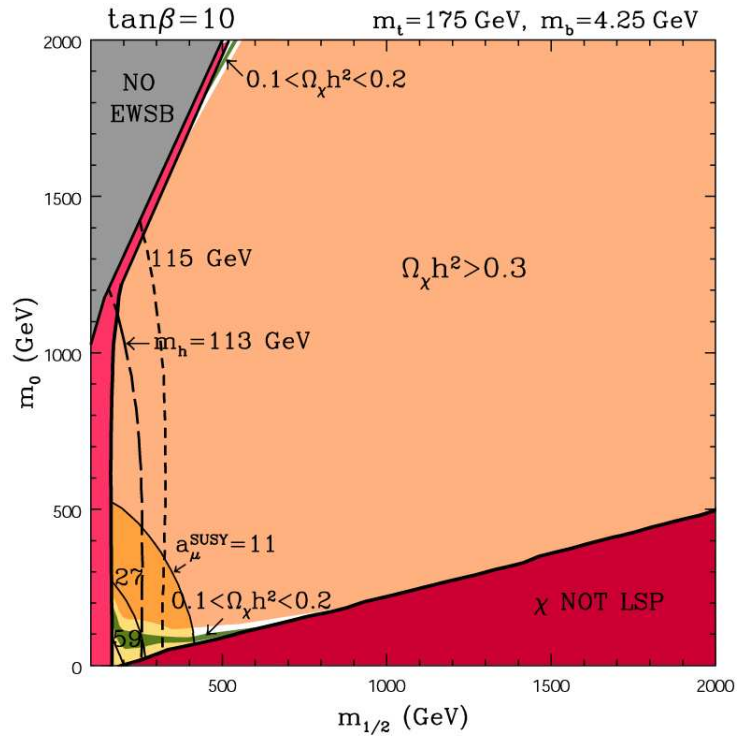
(somewhat outdated input, e.g., $\delta a_\mu^{\text{SUSY}} = (43 \pm 16) \times 10^{-10}$)



CMSSM: allowed regions

Roszkowski, Ruiz, Nihei ('02)

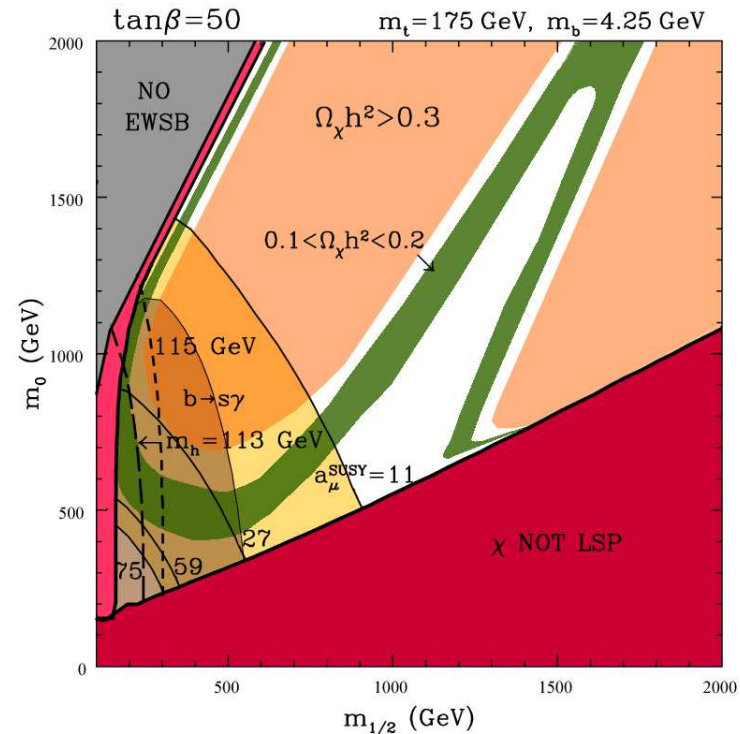
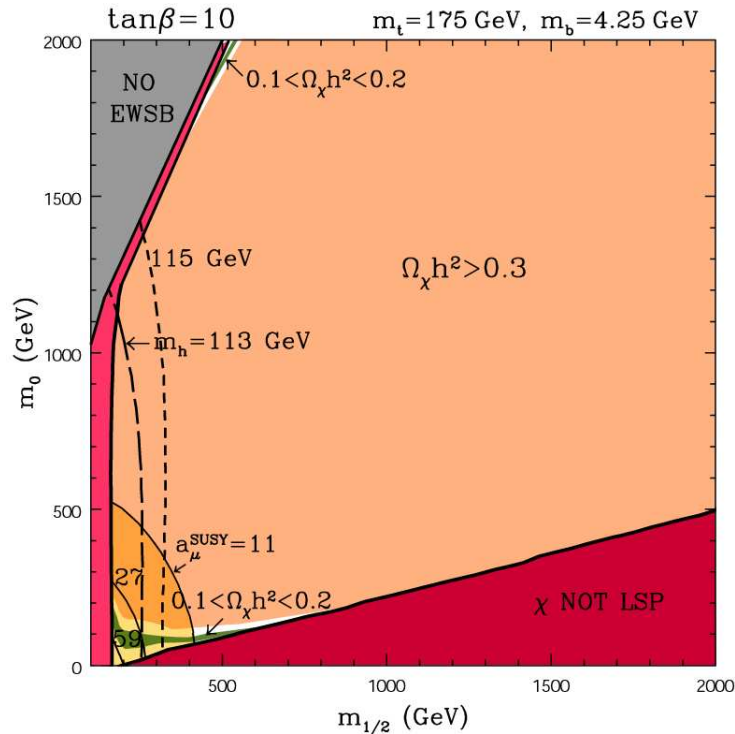
(somewhat outdated input, e.g., $\delta a_\mu^{\text{SUSY}} = (43 \pm 16) \times 10^{-10}$)



CMSSM: allowed regions

Roszkowski, Ruiz, Nihei ('02)

(somewhat outdated input, e.g., $\delta a_\mu^{\text{SUSY}} = (43 \pm 16) \times 10^{-10}$)



- fixed-grid scans, assuming rigid 1σ or 2σ exp'tal ranges
- green: consistent with conservative $\Omega_\chi h^2$
- most points excluded by LEP, $\text{BR}(\bar{B} \rightarrow X_s \gamma)$, $\Omega_\chi h^2$, EWSB, charged LSP,...
- hard to compare relative impact of various constraints, include TH errors, etc.
- proper way: employ statistical analysis

MCMC + Bayesian Statistics

(MCMC=Markov Chain Monte Carlo)

Improve: a probabilistic approach

MCMC + Bayesian Statistics

(MCMC=Markov Chain Monte Carlo)

Improve: a probabilistic approach

Advantages

MCMC + Bayesian Statistics

(MCMC=Markov Chain Monte Carlo)

Improve: a probabilistic approach

Advantages

- efficient, nr of scan points $\propto N$

MCMC + Bayesian Statistics

(MCMC=Markov Chain Monte Carlo)

Improve: a probabilistic approach

Advantages

- efficient, nr of scan points $\propto N$
- easy to deal with additional parameters

MCMC + Bayesian Statistics

(MCMC=Markov Chain Monte Carlo)

Improve: a probabilistic approach

Advantages

- efficient, nr of scan points $\propto N$
- easy to deal with additional parameters
- easy to deal with uncertainties (expt and theor)

MCMC + Bayesian Statistics

(MCMC=Markov Chain Monte Carlo)

Improve: a probabilistic approach

Advantages

- efficient, nr of scan points $\propto N$
- easy to deal with additional parameters
- easy to deal with uncertainties (expt and theor)
- 'allowed' regions function of probability

MCMC + Bayesian Statistics

(MCMC=Markov Chain Monte Carlo)

Improve: a probabilistic approach

Advantages

- efficient, nr of scan points $\propto N$
- easy to deal with additional parameters
- easy to deal with uncertainties (expt and theor)
- 'allowed' regions function of probability

Disadvantages

- random scan of points (not strictly controlled)

MCMC + Bayesian Statistics

(MCMC=Markov Chain Monte Carlo)

Improve: a probabilistic approach

Advantages

- efficient, nr of scan points $\propto N$
- easy to deal with additional parameters
- easy to deal with uncertainties (expt and theor)
- 'allowed' regions function of probability

Disadvantages

- random scan of points (not strictly controlled)

Powerful method of exploring multi-parameter models;

MCMC + Bayesian Statistics

(MCMC=Markov Chain Monte Carlo)

Improve: a probabilistic approach

Advantages

- efficient, nr of scan points $\propto N$
- easy to deal with additional parameters
- easy to deal with uncertainties (expt and theor)
- ‘allowed’ regions function of probability

Disadvantages

- random scan of points (not strictly controlled)

Powerful method of exploring multi-parameter models;

allows one to make global statements, expose correlations, etc.

Bayesian Analysis of the CMSSM

Apply to the CMSSM:

new development, led by 2 groups

Bayesian Analysis of the CMSSM

Apply to the CMSSM:

new development, led by 2 groups

● $m = (\theta, \psi)$: model's all relevant parameters

Bayesian Analysis of the CMSSM

Apply to the CMSSM:

new development, led by 2 groups

- $m = (\theta, \psi)$: model's all relevant parameters
- θ : CMSSM parameters $m_{1/2}, m_0, A_0, \tan \beta$
- ψ : relevant SM parameters \Rightarrow nuisance parameters

Bayesian Analysis of the CMSSM

Apply to the CMSSM:

new development, led by 2 groups

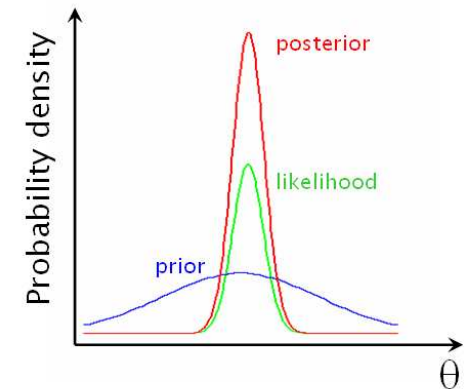
- $m = (\theta, \psi)$: model's all relevant parameters
- θ : CMSSM parameters $m_{1/2}, m_0, A_0, \tan \beta$
- ψ : relevant SM parameters \Rightarrow nuisance parameters
- $\xi = (\xi_1, \xi_2, \dots, \xi_m)$: set of derived variables (observables) $\xi(m)$

Bayesian Analysis of the CMSSM

Apply to the CMSSM:

new development, led by 2 groups

- $m = (\theta, \psi)$: model's all relevant parameters
- θ : CMSSM parameters $m_{1/2}, m_0, A_0, \tan \beta$
- ψ : relevant SM parameters \Rightarrow nuisance parameters
- $\xi = (\xi_1, \xi_2, \dots, \xi_m)$: set of derived variables (observables) $\xi(m)$
- d : data



Bayesian Analysis of the CMSSM

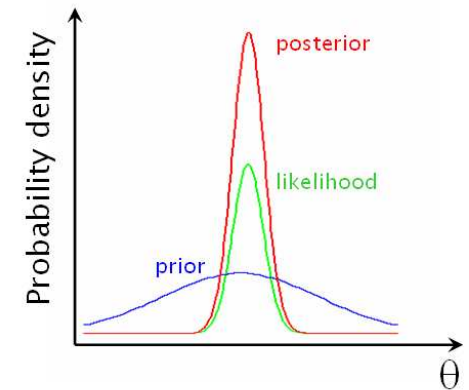
Apply to the CMSSM:

new development, led by 2 groups

- $m = (\theta, \psi)$: model's all relevant parameters
- θ : CMSSM parameters $m_{1/2}, m_0, A_0, \tan \beta$
- ψ : relevant SM parameters \Rightarrow nuisance parameters
- $\xi = (\xi_1, \xi_2, \dots, \xi_m)$: set of derived variables (observables) $\xi(m)$
- d : data
- Bayes' theorem: **posterior pdf**

$$p(\theta, \psi | d) = \frac{p(d|\xi)\pi(\theta, \psi)}{p(d)}$$

- $p(d|\xi)$: likelihood
- $\pi(\theta, \psi)$: prior pdf
- $p(d)$: evidence (normalization factor)



$$\text{posterior} = \frac{\text{likelihood} \times \text{prior}}{\text{normalization factor}}$$

Bayesian Analysis of the CMSSM

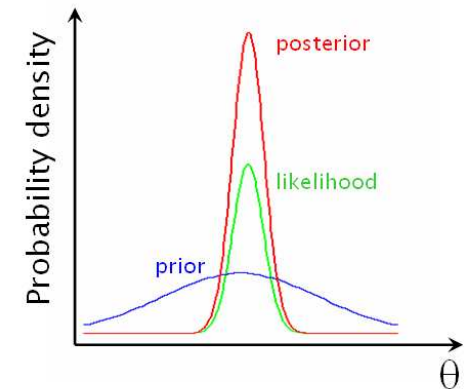
Apply to the CMSSM:

new development, led by 2 groups

- $m = (\theta, \psi)$: model's all relevant parameters
- θ : CMSSM parameters $m_{1/2}, m_0, A_0, \tan \beta$
- ψ : relevant SM parameters \Rightarrow nuisance parameters
- $\xi = (\xi_1, \xi_2, \dots, \xi_m)$: set of derived variables (observables) $\xi(m)$
- d : data

- Bayes' theorem: **posterior pdf**

$$p(\theta, \psi | d) = \frac{p(d|\xi)\pi(\theta, \psi)}{p(d)}$$



- $p(d|\xi)$: likelihood
- $\pi(\theta, \psi)$: prior pdf
- $p(d)$: evidence (normalization factor)
- usually marginalize over SM (nuisance) parameters $\psi \Rightarrow p(\theta|d)$

$$\text{posterior} = \frac{\text{likelihood} \times \text{prior}}{\text{normalization factor}}$$

Bayesian Analysis of the CMSSM

- $\theta = (m_0, m_{1/2}, A_0, \tan \beta)$: CMSSM parameters
- $\psi = (M_t, m_b(m_b)^{\overline{MS}}, \alpha_{\text{em}}(M_Z)^{\overline{MS}}, \alpha_s^{\overline{MS}})$: SM (nuisance) parameters
- priors – assume flat distributions and ranges as:

CMSSM parameters θ
$50 \text{ GeV} < m_0 < 4 \text{ TeV}$
$50 \text{ GeV} < m_{1/2} < 4 \text{ TeV}$
$ A_0 < 7 \text{ TeV}$
$2 < \tan \beta < 62$

flat priors: SM (nuisance) parameters ψ
$160 \text{ GeV} < M_t < 190 \text{ GeV}$
$4 \text{ GeV} < m_b(m_b)^{\overline{MS}} < 5 \text{ GeV}$
$0.10 < \alpha_s^{\overline{MS}} < 0.13$
$127.5 < 1/\alpha_{\text{em}}(M_Z)^{\overline{MS}} < 128.5$

- vary all 8 (CMSSM+SM) parameters simultaneously, apply MCMC
- include all relevant theoretical and experimental errors

Experimental Measurements

(assume Gaussian distributions)

Experimental Measurements

(assume Gaussian distributions)

SM (nuisance) parameter	Mean μ	Error σ (expt)
M_t	171.4 GeV	2.1 GeV
$m_b(m_b)_{\overline{MS}}$	4.20 GeV	0.07 GeV
α_s	0.1176	0.002
$1/\alpha_{em}(M_Z)$	127.918	0.018

Experimental Measurements

(assume Gaussian distributions)

SM (nuisance) parameter	Mean μ	Error σ (expt)
M_t	171.4 GeV	2.1 GeV
$m_b (m_b)^{\overline{MS}}$	4.20 GeV	0.07 GeV
α_s	0.1176	0.002
$1/\alpha_{em}(M_Z)$	127.918	0.018

new

$$M_W = 80.413 \pm 0.048 \text{ GeV}$$

(Jan 07, not yet included)

$$\text{new } M_t = 170.9 \pm 1.8 \text{ GeV}$$

(Mar 07, not yet included)

$$\text{BR}(\bar{B} \rightarrow X_s \gamma) \times 10^4:$$

new SM: **3.15 ± 0.23** (Misiak & Steinhauser, Sept 06) **used here**

Derived observable	Mean	Errors	
	μ	σ (expt)	τ (th)
M_W	80.392 GeV	29 MeV	15 MeV
$\sin^2 \theta_{\text{eff}}$	0.23153	16×10^{-5}	15×10^{-5}
$\delta a_\mu^{\text{SUSY}} \times 10^{10}$	28	8.1	1
$\text{BR}(\bar{B} \rightarrow X_s \gamma) \times 10^4$	3.55	0.26	0.21
ΔM_{B_s}	17.33	0.12	4.8
$\Omega_\chi h^2$	0.119	0.009	$0.1 \Omega_\chi h^2$

take as precisely known: $M_Z = 91.1876(21) \text{ GeV}$,

$$G_F = 1.16637(1) \times 10^{-5} \text{ GeV}^{-2}$$

Lech Hozzkowski, Is the CMSSM already ruled out? - p.1

Experimental Limits

Derived observable	upper/lower limit	Constraints	
		ξ_{lim}	τ (theor.)
$\text{BR}(B_s \rightarrow \mu^+ \mu^-)$	UL	1.5×10^{-7}	14%
m_h	LL	114.4 GeV (91.0 GeV)	3 GeV
$\zeta_h^2 \equiv g_{ZZh}^2 / g_{ZZH_{\text{SM}}}^2$	UL	$f(m_h)$	3%
m_χ	LL	50 GeV	5%
$m_{\chi_1^\pm}$	LL	103.5 GeV (92.4 GeV)	5%
$m_{\tilde{e}_R}$	LL	100 GeV (73 GeV)	5%
$m_{\tilde{\mu}_R}$	LL	95 GeV (73 GeV)	5%
$m_{\tilde{\tau}_1}$	LL	87 GeV (73 GeV)	5%
$m_{\tilde{\nu}}$	LL	94 GeV (43 GeV)	5%
$m_{\tilde{t}_1}$	LL	95 GeV (65 GeV)	5%
$m_{\tilde{b}_1}$	LL	95 GeV (59 GeV)	5%
$m_{\tilde{q}}$	LL	318 GeV	5%
$m_{\tilde{g}}$	LL	233 GeV	5%
(σ_p^{SI})	UL	WIMP mass dependent	$\sim 100\%$

Note: DM direct detection σ_p^{SI} not applied due to astroph'l uncertainties (eg, local DM density)

The Likelihood: 1-dim case

Take a single observable $\xi(m)$ that has been measured

(e.g., M_W)

The Likelihood: 1-dim case

Take a single observable $\xi(m)$ that has been measured

● c – central value, σ – standard exptal error

(e.g., M_W)

The Likelihood: 1-dim case

Take a single observable $\xi(m)$ that has been measured

(e.g., M_W)

- c – central value, σ – standard exptal error

- define

$$\chi^2 = \frac{[\xi(m) - c]^2}{\sigma^2}$$

The Likelihood: 1-dim case

Take a single observable $\xi(m)$ that has been measured

(e.g., M_W)

- c – central value, σ – standard exptal error

- define

$$\chi^2 = \frac{[\xi(m) - c]^2}{\sigma^2}$$

- assuming Gaussian distribution ($d \rightarrow (c, \sigma)$):

$$\mathcal{L} = p(\sigma, c | \xi(m)) = \frac{1}{\sqrt{2\pi}\sigma} \exp\left[-\frac{\chi^2}{2}\right]$$

The Likelihood: 1-dim case

Take a single observable $\xi(m)$ that has been measured

(e.g., M_W)

- c – central value, σ – standard exptal error

- define

$$\chi^2 = \frac{[\xi(m) - c]^2}{\sigma^2}$$

- assuming Gaussian distribution ($d \rightarrow (c, \sigma)$):

$$\mathcal{L} = p(\sigma, c | \xi(m)) = \frac{1}{\sqrt{2\pi}\sigma} \exp\left[-\frac{\chi^2}{2}\right]$$

- when include theoretical error estimate τ (assumed Gaussian):

$$\sigma \rightarrow s = \sqrt{\sigma^2 + \tau^2}$$

TH error “smears out” the EXPTAL range

The Likelihood: 1-dim case

Take a single observable $\xi(m)$ that has been measured

(e.g., M_W)

- c – central value, σ – standard exptal error

- define

$$\chi^2 = \frac{[\xi(m) - c]^2}{\sigma^2}$$

- assuming Gaussian distribution ($d \rightarrow (c, \sigma)$):

$$\mathcal{L} = p(\sigma, c | \xi(m)) = \frac{1}{\sqrt{2\pi}\sigma} \exp\left[-\frac{\chi^2}{2}\right]$$

- when include theoretical error estimate τ (assumed Gaussian):

$$\sigma \rightarrow s = \sqrt{\sigma^2 + \tau^2}$$

TH error “smears out” the EXPTAL range

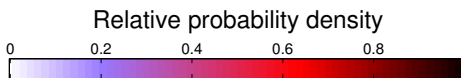
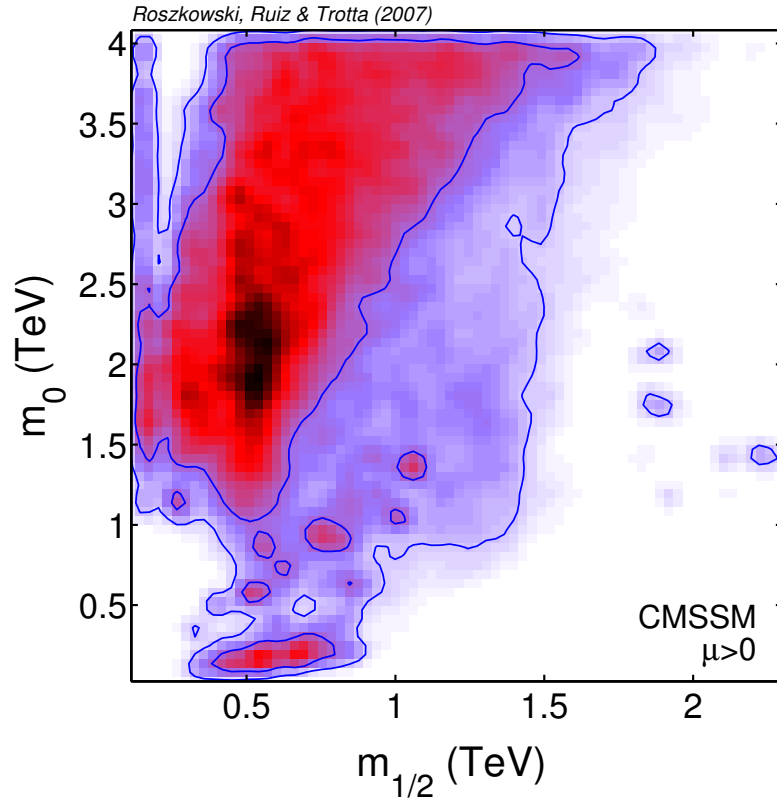
- for several uncorrelated observables (assumed Gaussian):

$$\mathcal{L} = \exp\left[-\sum_i \frac{\chi_i^2}{2}\right]$$

Probability maps of the CMSSM

Probability maps of the CMSSM

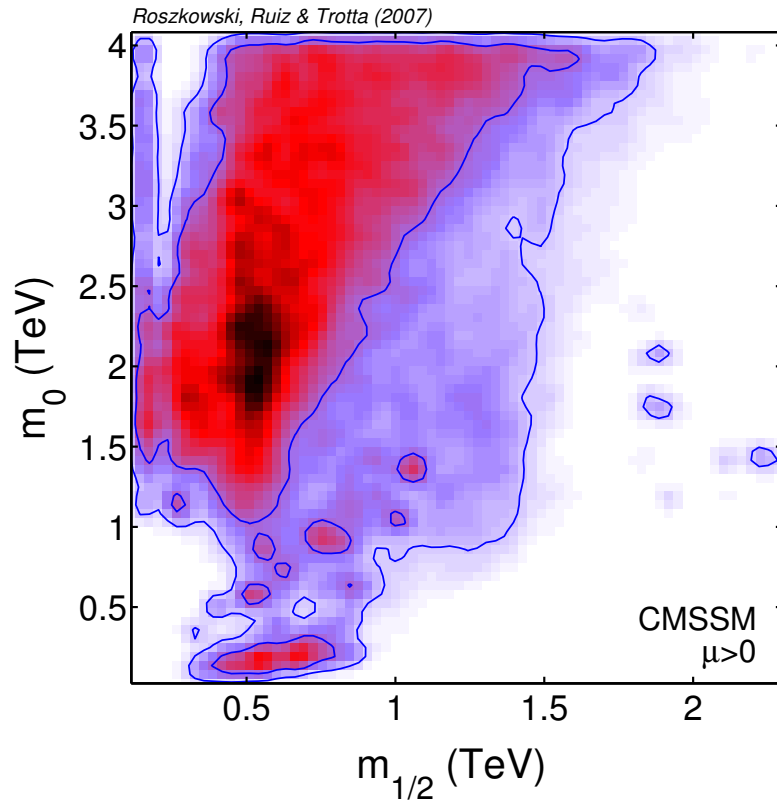
arXiv:0705.2012



- MCMC scan
- Bayesian analysis
- relative probability density fn
- flat priors
- 68% total prob. – inner contours
- 95% total prob. – outer contours
- 2-dim pdf $p(m_0, m_{1/2} | d)$
- favored: $m_0 \gg m_{1/2}$ (FP region)

Probability maps of the CMSSM

arXiv:0705.2012

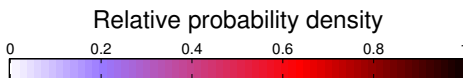
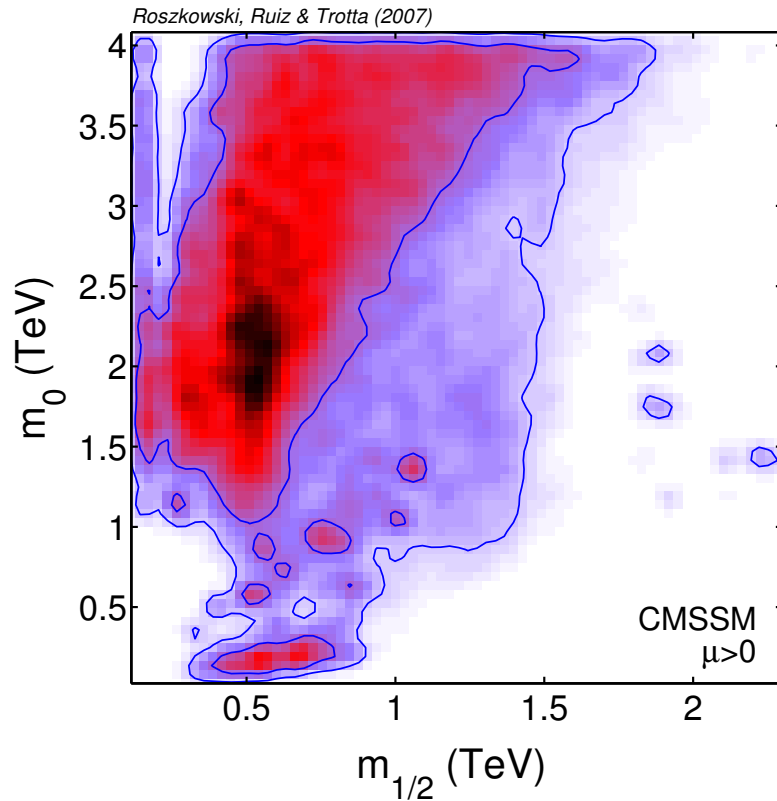


- MCMC scan
- Bayesian analysis
- relative probability density fn
- flat priors
- 68% total prob. – inner contours
- 95% total prob. – outer contours
- 2-dim pdf $p(m_0, m_{1/2} | d)$
- favored: $m_0 \gg m_{1/2}$ (FP region)

similar study by Allanach+Lester(+Weber) (but no mean qof),
see also, Ellis et al (EHOW, χ^2 approach, no MCMC, fixed SM parameters)

Probability maps of the CMSSM

arXiv:0705.2012

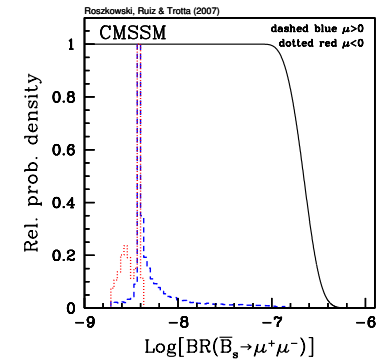
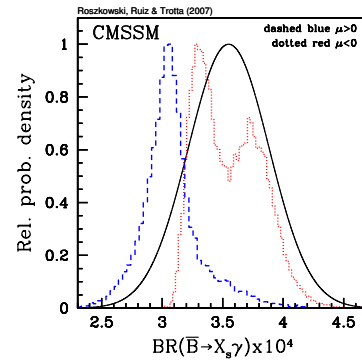
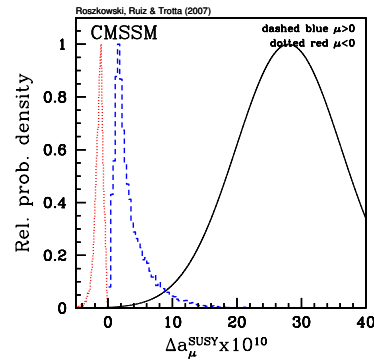
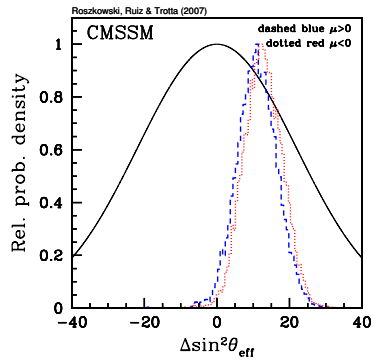
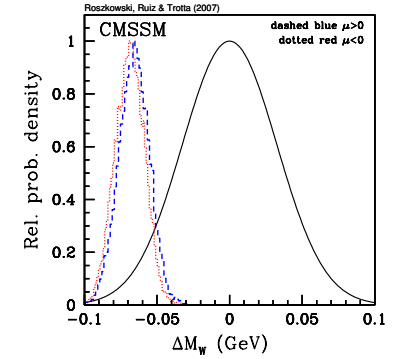
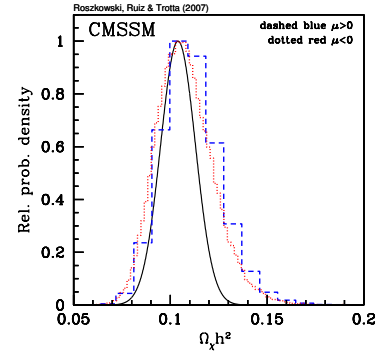
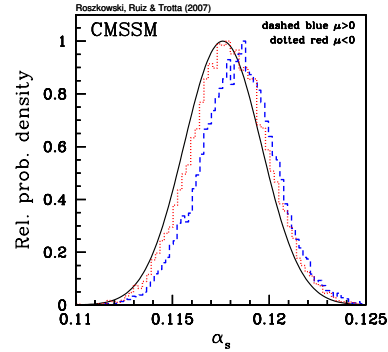
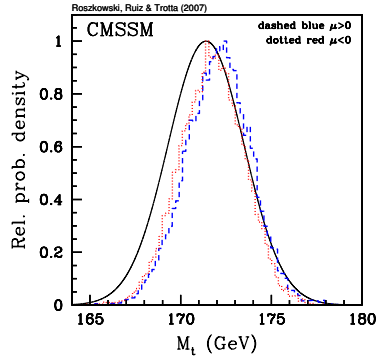


- MCMC scan
- Bayesian analysis
- relative probability density fn
- flat priors
- 68% total prob. – inner contours
- 95% total prob. – outer contours
- 2-dim pdf $p(m_0, m_{1/2} | d)$
- favored: $m_0 \gg m_{1/2}$ (FP region)

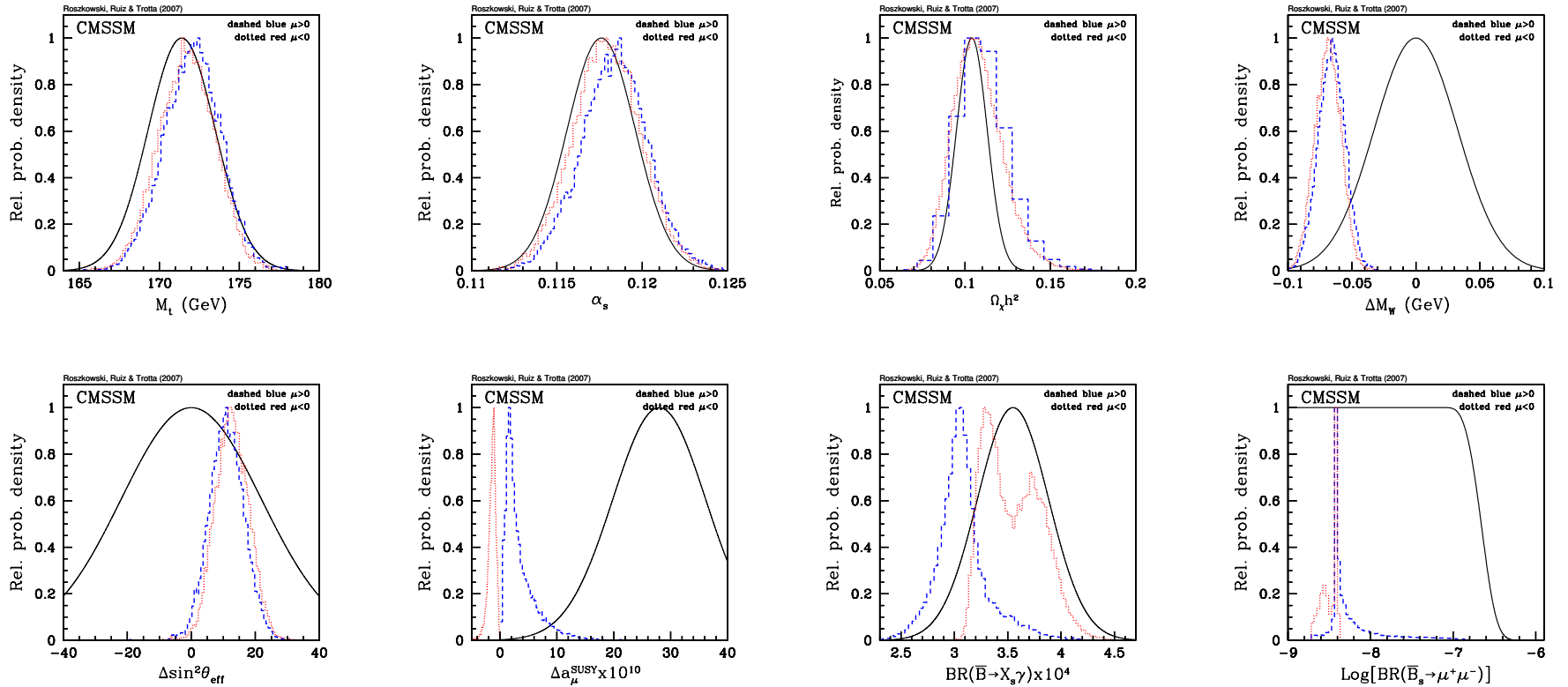
unlike others (except for A+L), we vary also SM parameters

Fits of Observables

Fits of Observables



Fits of Observables



- good fits: M_t , α_s , $\Omega_\chi h^2$, $\text{BR}(\bar{B} \rightarrow X_s \gamma)$ (for $\mu < 0$!)
- not so good: M_W , $\sin^2 \theta_{\text{eff}}$, $\text{BR}(\bar{B} \rightarrow X_s \gamma)$ (for $\mu > 0$!)
- bad: $\delta a_\mu^{\text{SUSY}}$ (for both signs of μ !)

Impact of new SM $b \rightarrow s\gamma$

recall

$$BR(B \rightarrow X_s \gamma) = B(W^- / t) + B(H^- / t) - \text{sgn}(\mu) B(\chi^- / \tilde{t})$$

SM: full NLO + NNLO of m_c (from M. Misiak);

SUSY: dominant NLO terms $\propto \tan \beta, \log(M_S / m_W)$

Impact of new SM $b \rightarrow s\gamma$

recall

$$BR(B \rightarrow X_s \gamma) = B(W^- / t) + B(H^- / t) - \text{sgn}(\mu) B(\chi^- / \tilde{t})$$

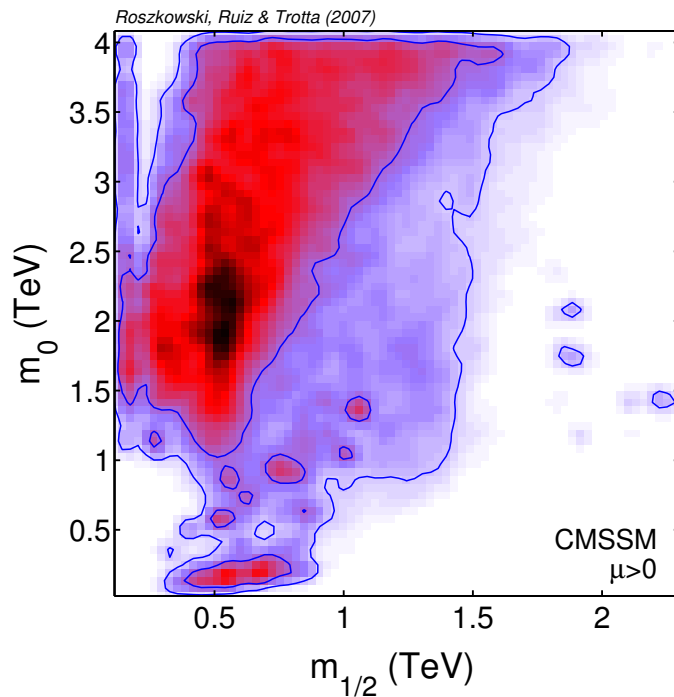
SM: full NLO + NNLO of m_c (from M. Misiak);

SUSY: dominant NLO terms $\propto \tan \beta, \log(M_S / m_W)$

NEW: $BR(B \rightarrow X_s \gamma) \times 10^4$

EXPT: 3.55 ± 0.26 , SM: 3.11 ± 0.21

(with our inputs), (May 07)



Impact of new SM $b \rightarrow s\gamma$

recall

$$BR(B \rightarrow X_s \gamma) = B(W^- / t) + B(H^- / t) - \text{sgn}(\mu) B(\chi^- / \tilde{t})$$

SM: full NLO + NNLO of m_c (from M. Misiak);

SUSY: dominant NLO terms $\propto \tan \beta, \log(M_S / m_W)$

NEW: $BR(B \rightarrow X_s \gamma) \times 10^4$

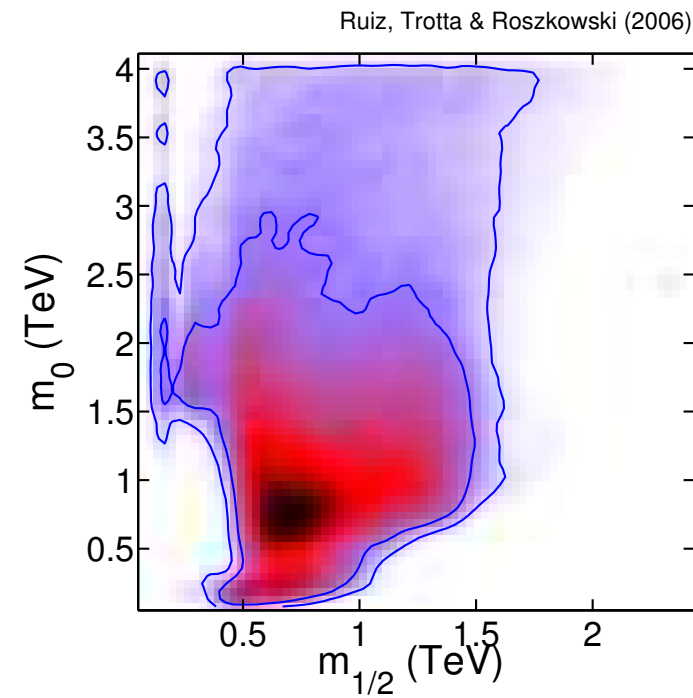
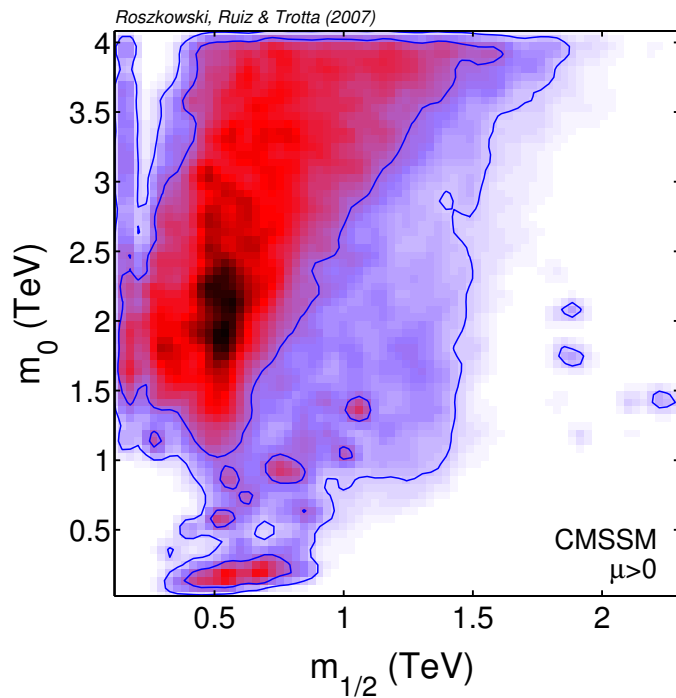
EXPT: 3.55 ± 0.26 , **SM:** 3.11 ± 0.21

(with our inputs), (May 07)

OLD: $BR(B \rightarrow X_s \gamma) \times 10^4$

EXPT: 3.39 ± 0.68 , **SM:** 3.70 ± 0.30

(Feb 2006)



\Rightarrow big shift towards large m_0 (focus point region!)

Tension between $\delta a_{\mu}^{\text{SUSY}}$ and $b \rightarrow s\gamma$?

Tension between $\delta a_\mu^{\text{SUSY}}$ and $b \rightarrow s\gamma$?

$\delta a_\mu^{\text{SUSY}}$:

D. Stockinger ('07)

$$\delta a_\mu^{\text{SUSY}} \simeq 13 \times 10^{-10} \left(\frac{100 \text{ GeV}}{\widetilde{m}_{\text{EW}}} \right)^2 \tan \beta \text{sgn}(\mu)$$

$\widetilde{m}_{\text{EW}}$ - average EW spartner mass, LO approx'n

$$\delta a_\mu^{\text{SUSY}} = (g - 2)_\mu^{\text{expt}} - (g - 2)_\mu^{\text{SM}} = (28 \pm 8.1 \pm 1) \times 10^{-10}$$

Tension between $\delta a_\mu^{\text{SUSY}}$ and $b \rightarrow s\gamma$?

$\delta a_\mu^{\text{SUSY}}$:

D. Stockinger ('07)

$$\delta a_\mu^{\text{SUSY}} \simeq 13 \times 10^{-10} \left(\frac{100 \text{ GeV}}{\widetilde{m}_{\text{EW}}} \right)^2 \tan \beta \text{sgn}(\mu)$$

$\widetilde{m}_{\text{EW}}$ - average EW spartner mass, LO approx'n

$$\delta a_\mu^{\text{SUSY}} = (g - 2)_\mu^{\text{expt}} - (g - 2)_\mu^{\text{SM}} = (28 \pm 8.1 \pm 1) \times 10^{-10}$$

$b \rightarrow s\gamma$:

$$BR(B \rightarrow X_s \gamma) = B(W^- / t) + B(H^- / t) - \text{sgn}(\mu) B(\chi^- / \widetilde{t}) \propto \tan \beta$$

$$BR(B \rightarrow X_s \gamma), \text{EXPT: } (3.55 \pm 0.26) \times 10^{-4}, \text{SM: } (3.11 \pm 0.21) \times 10^{-4}$$

Tension between $\delta a_\mu^{\text{SUSY}}$ and $b \rightarrow s\gamma$?

$\delta a_\mu^{\text{SUSY}}$:

D. Stockinger ('07)

$$\delta a_\mu^{\text{SUSY}} \simeq 13 \times 10^{-10} \left(\frac{100 \text{ GeV}}{\widetilde{m}_{\text{EW}}} \right)^2 \tan \beta \text{sgn}(\mu)$$

$\widetilde{m}_{\text{EW}}$ - average EW spartner mass, LO approx'n

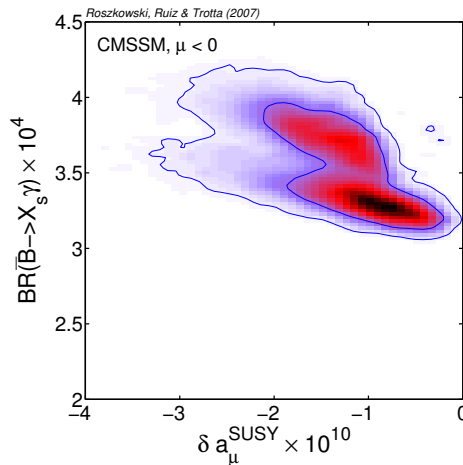
$$\delta a_\mu^{\text{SUSY}} = (g - 2)_\mu^{\text{expt}} - (g - 2)_\mu^{\text{SM}} = (28 \pm 8.1 \pm 1) \times 10^{-10}$$

$b \rightarrow s\gamma$:

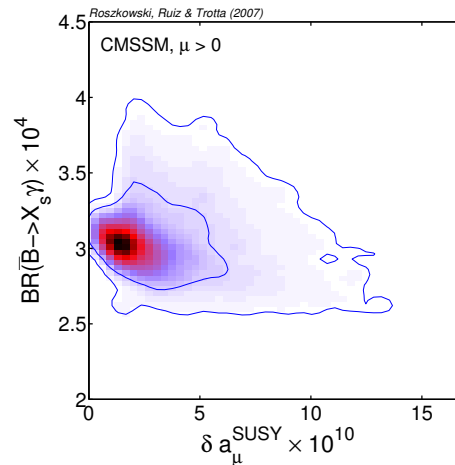
$$BR(B \rightarrow X_s \gamma) = B(W^- / t) + B(H^- / t) - \text{sgn}(\mu) B(\chi^- / \widetilde{t}) \propto \tan \beta$$

$$BR(B \rightarrow X_s \gamma), \text{EXPT: } (3.55 \pm 0.26) \times 10^{-4}, \text{SM: } (3.11 \pm 0.21) \times 10^{-4}$$

$\mu < 0$



$\mu > 0$



- flat priors
- 68% total prob. – inner contours
- 95% total prob. – outer contours

Tension between $\delta a_\mu^{\text{SUSY}}$ and $b \rightarrow s\gamma$?

$\delta a_\mu^{\text{SUSY}}$:

D. Stockinger ('07)

$$\delta a_\mu^{\text{SUSY}} \simeq 13 \times 10^{-10} \left(\frac{100 \text{ GeV}}{\widetilde{m}_{\text{EW}}} \right)^2 \tan \beta \text{sgn}(\mu)$$

$\widetilde{m}_{\text{EW}}$ - average EW spartner mass, LO approx'n

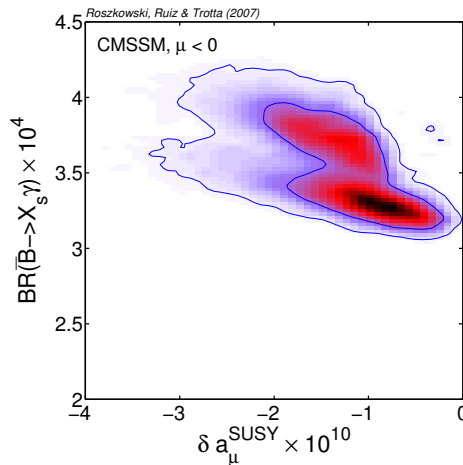
$$\delta a_\mu^{\text{SUSY}} = (g - 2)_\mu^{\text{expt}} - (g - 2)_\mu^{\text{SM}} = (28 \pm 8.1 \pm 1) \times 10^{-10}$$

$b \rightarrow s\gamma$:

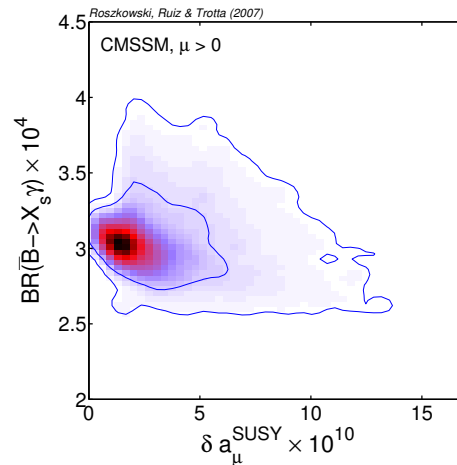
$$BR(B \rightarrow X_s \gamma) = B(W^- / t) + B(H^- / t) - \text{sgn}(\mu) B(\chi^- / \widetilde{t}) \propto \tan \beta$$



$$BR(B \rightarrow X_s \gamma), \text{EXPT: } (3.55 \pm 0.26) \times 10^{-4}, \text{SM: } (3.11 \pm 0.21) \times 10^{-4}$$

$\mu < 0$



$\mu > 0$



-  flat priors
-  68% total prob. – inner contours
-  95% total prob. – outer contours

\Rightarrow

in CMSSM: strong tension between $(g - 2)_\mu$ and $b \rightarrow s\gamma$

Tension between $\delta a_{\mu}^{\text{SUSY}}$ and $b \rightarrow s\gamma$?

Tension between $\delta a_\mu^{\text{SUSY}}$ and $b \rightarrow s\gamma$?

$\delta a_\mu^{\text{SUSY}}$: $\delta a_\mu^{\text{SUSY}} \simeq 13 \times 10^{-10} \left(\frac{100 \text{ GeV}}{\tilde{m}_{\text{EW}}} \right)^2 \tan \beta \text{sgn}(\mu)$ D. Stockinger ('07)

\tilde{m}_{EW} - average EW spartner mass, LO approx'n

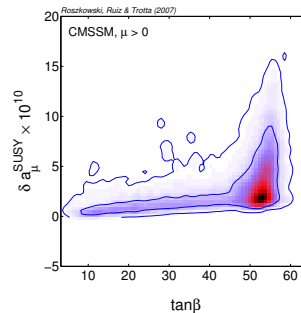
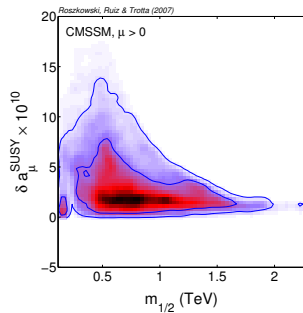
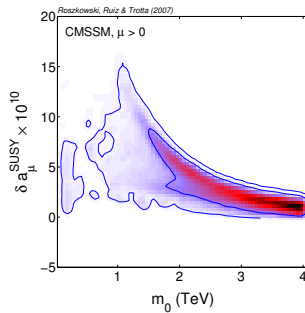
$\delta a_\mu^{\text{SUSY}} \Rightarrow$ need fairly light $\tilde{\nu}_\mu$ and χ^\pm , and/or $\tilde{\mu}$ and χ^0 (and $\mu > 0$)

Tension between $\delta a_\mu^{\text{SUSY}}$ and $b \rightarrow s\gamma$?

$\delta a_\mu^{\text{SUSY}}$: $\delta a_\mu^{\text{SUSY}} \simeq 13 \times 10^{-10} \left(\frac{100 \text{ GeV}}{\tilde{m}_{\text{EW}}} \right)^2 \tan \beta \text{sgn}(\mu)$ D. Stockinger ('07)

\tilde{m}_{EW} - average EW spartner mass, LO approx'n

$\delta a_\mu^{\text{SUSY}} \Rightarrow$ need fairly light $\tilde{\nu}_\mu$ and χ^\pm , and/or $\tilde{\mu}$ and χ^0 (and $\mu > 0$)



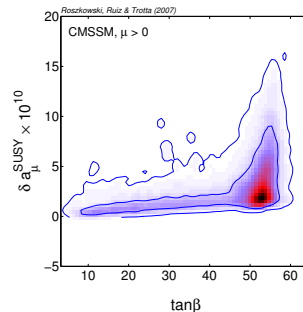
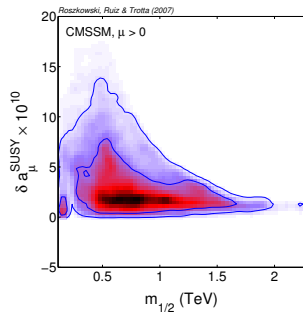
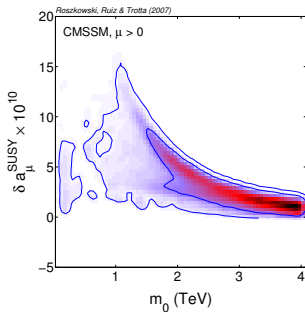
- $\delta a_\mu^{\text{SUSY}}$ favors low m_0 and $m_{1/2}$
- and large $\tan \beta$

Tension between $\delta a_\mu^{\text{SUSY}}$ and $b \rightarrow s\gamma$?

$\delta a_\mu^{\text{SUSY}}$: $\delta a_\mu^{\text{SUSY}} \simeq 13 \times 10^{-10} \left(\frac{100 \text{ GeV}}{\tilde{m}_{\text{EW}}} \right)^2 \tan \beta \text{sgn}(\mu)$ D. Stockinger ('07)

\tilde{m}_{EW} - average EW spartner mass, LO approx'n

$\delta a_\mu^{\text{SUSY}} \Rightarrow$ need fairly light $\tilde{\nu}_\mu$ and χ^\pm , and/or $\tilde{\mu}$ and χ^0 (and $\mu > 0$)



- $\delta a_\mu^{\text{SUSY}}$ favors low m_0 and $m_{1/2}$
- and large $\tan \beta$

$b \rightarrow s\gamma$:

$$BR(B \rightarrow X_s \gamma) = B(W^-/t) + B(H^-/t) - \text{sgn}(\mu) B(\chi^-/\tilde{t}) \propto \tan \beta$$

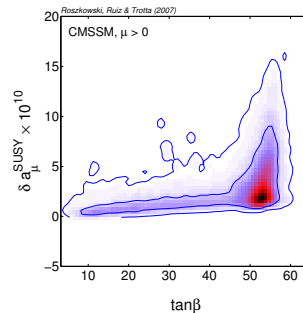
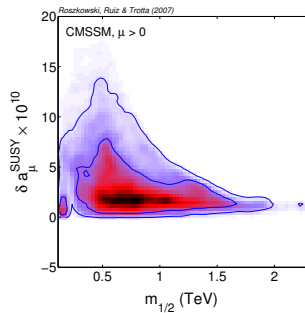
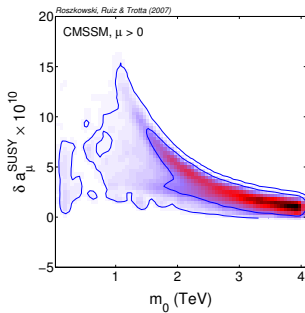
$$BR(B \rightarrow X_s \gamma) \times 10^4, \text{ EXPT: } 3.55 \pm 0.26, \text{ SM: } 3.11 \pm 0.21$$

Tension between $\delta a_\mu^{\text{SUSY}}$ and $b \rightarrow s\gamma$?

$\delta a_\mu^{\text{SUSY}}$: $\delta a_\mu^{\text{SUSY}} \simeq 13 \times 10^{-10} \left(\frac{100 \text{ GeV}}{\tilde{m}_{\text{EW}}} \right)^2 \tan \beta \text{sgn}(\mu)$ D. Stockinger ('07)

\tilde{m}_{EW} - average EW spartner mass, LO approx'n

$\delta a_\mu^{\text{SUSY}} \Rightarrow$ need fairly light $\tilde{\nu}_\mu$ and χ^\pm , and/or $\tilde{\mu}$ and χ^0 (and $\mu > 0$)

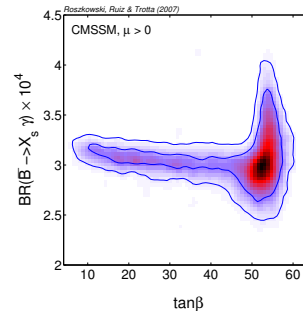
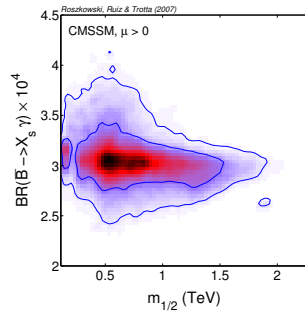
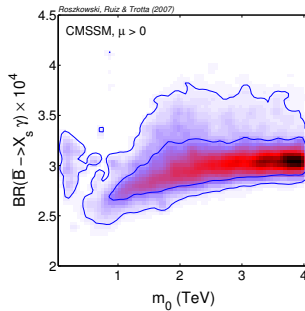


- $\delta a_\mu^{\text{SUSY}}$ favors low m_0 and $m_{1/2}$
- and large $\tan \beta$

$b \rightarrow s\gamma$:

$BR(B \rightarrow X_s \gamma) = B(W^-/t) + B(H^-/t) - \text{sgn}(\mu) B(\chi^-/\tilde{t}) \propto \tan \beta$

$BR(B \rightarrow X_s \gamma) \times 10^4$, EXPT: 3.55 ± 0.26 , SM: 3.11 ± 0.21



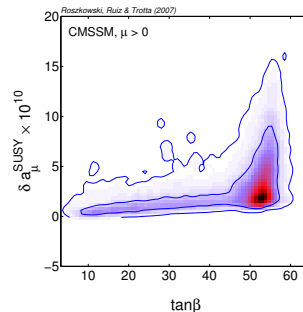
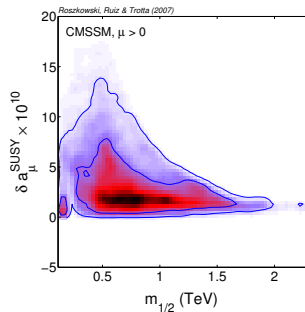
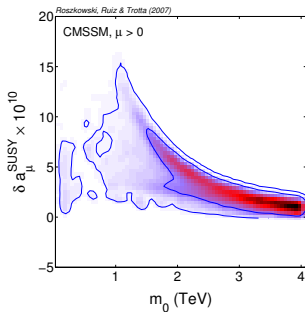
- new SM $b \rightarrow s\gamma$ favors large m_0
- and large $\tan \beta$

Tension between $\delta a_\mu^{\text{SUSY}}$ and $b \rightarrow s\gamma$?

$\delta a_\mu^{\text{SUSY}}$: $\delta a_\mu^{\text{SUSY}} \simeq 13 \times 10^{-10} \left(\frac{100 \text{ GeV}}{\tilde{m}_{\text{EW}}} \right)^2 \tan \beta \text{sgn}(\mu)$ D. Stockinger ('07)

\tilde{m}_{EW} - average EW spartner mass, LO approx'n

$\delta a_\mu^{\text{SUSY}} \Rightarrow$ need fairly light $\tilde{\nu}_\mu$ and χ^\pm , and/or $\tilde{\mu}$ and χ^0 (and $\mu > 0$)

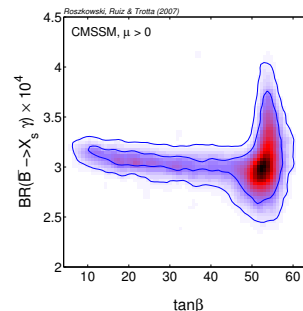
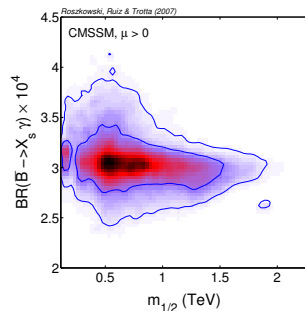
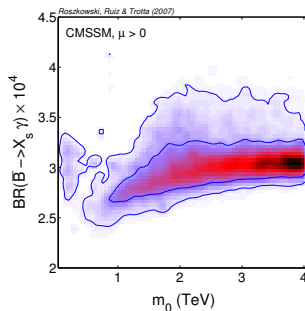


- $\delta a_\mu^{\text{SUSY}}$ favors low m_0 and $m_{1/2}$
- and large $\tan \beta$

$b \rightarrow s\gamma$:

$BR(B \rightarrow X_s \gamma) = B(W^-/t) + B(H^-/t) - \text{sgn}(\mu) B(\chi^-/\tilde{t}) \propto \tan \beta$

$BR(B \rightarrow X_s \gamma) \times 10^4$, EXPT: 3.55 ± 0.26 , SM: 3.11 ± 0.21



- new SM $b \rightarrow s\gamma$ favors large m_0
- and large $\tan \beta$

- \Rightarrow split slepton and squark soft masses, and/or
- \Rightarrow invoke non-minimal flavor violation (at least in the squark sector): $b \rightarrow s\gamma$ can be very sensitive to it

$b \rightarrow s\gamma$ and GFM

GFM: general flavor mixing

MFV: minimal flavor violation

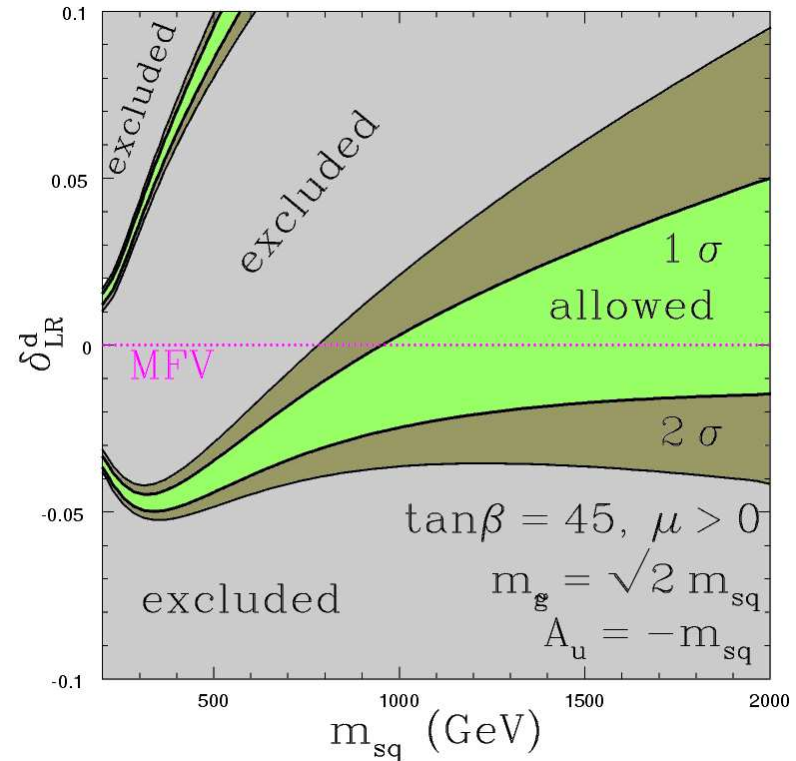
Okumura+Roszkowski, PRL'04

include dominant NLO-level contributions

enhanced at large $\tan\beta$

$$(\delta_{LL}^d) = \frac{(m_{d,LL}^2)_{23}}{\sqrt{(m_{d,LL}^2)_{22}(m_{d,LL}^2)_{33}}}$$

$$\text{MFV: } \delta_{..}^d = 0$$

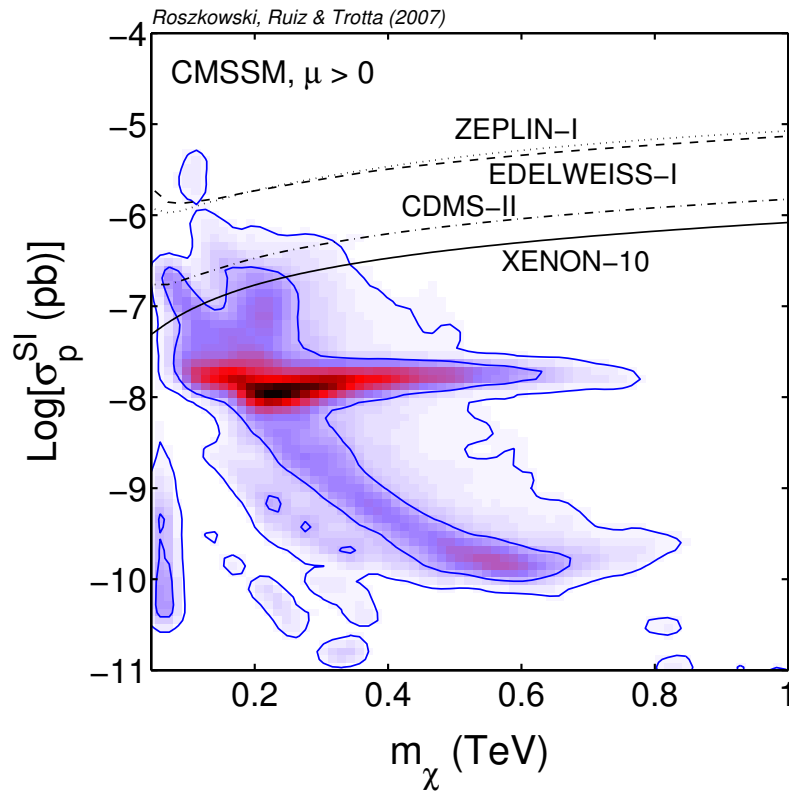


bounds highly unstable against small perturbations of MFV

Dark matter detection: σ_p^{SI}

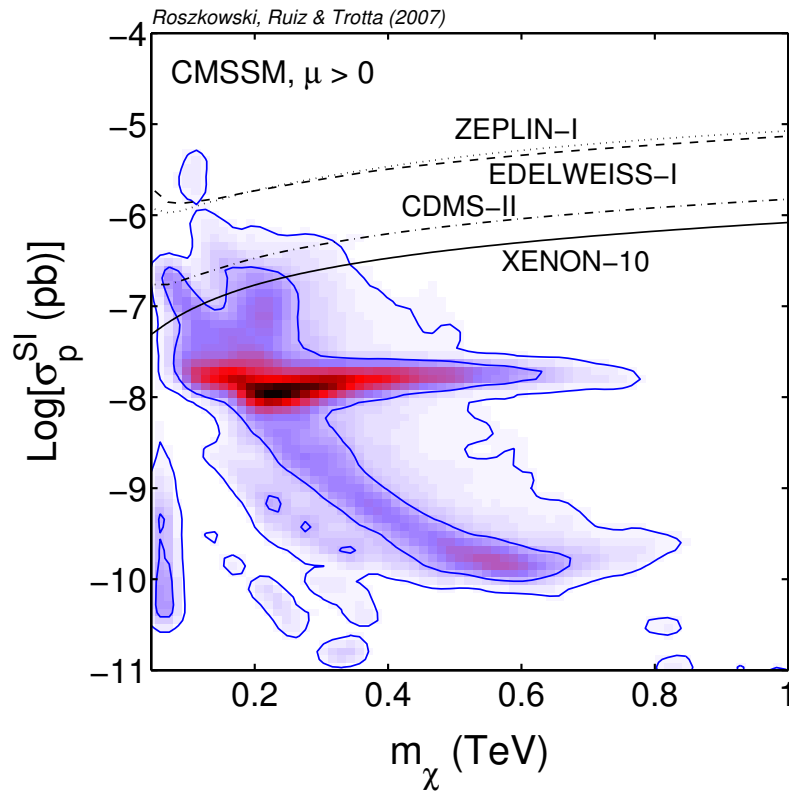
Dark matter detection: σ_p^{SI}

MCMC+Bayesian analysis

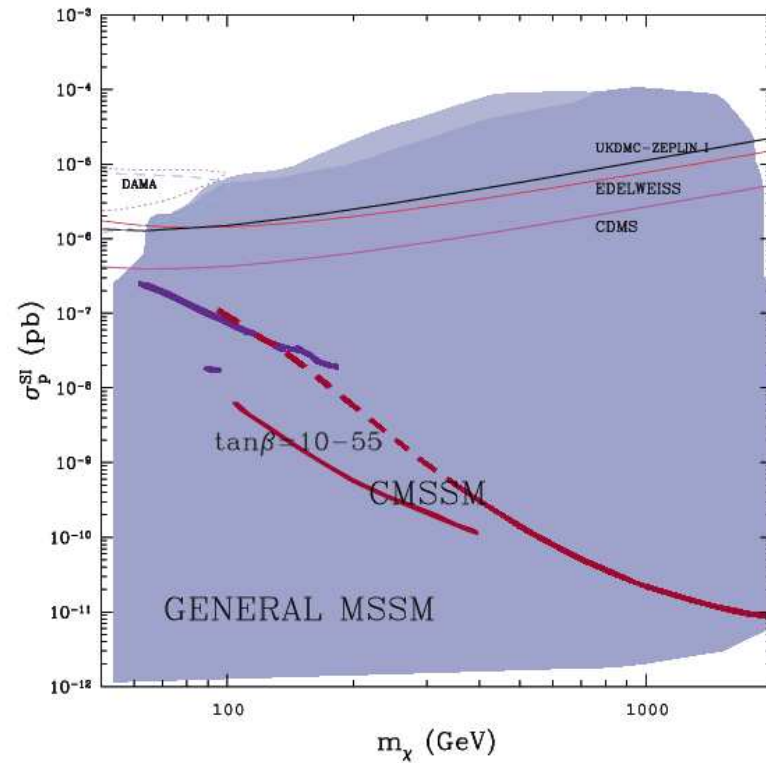


Dark matter detection: σ_p^{SI}

MCMC+Bayesian analysis

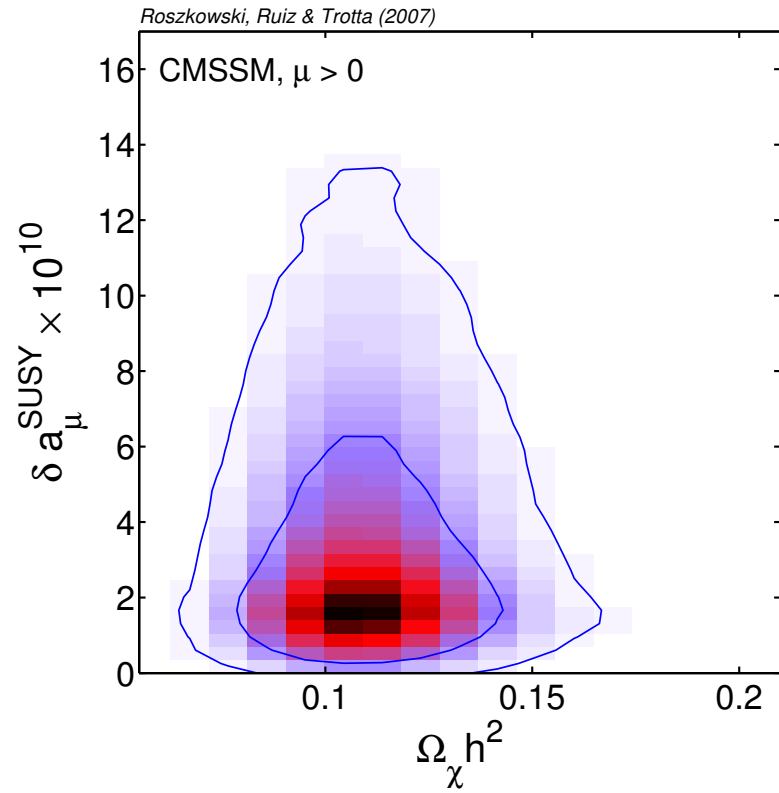


compare: fixed grid scan

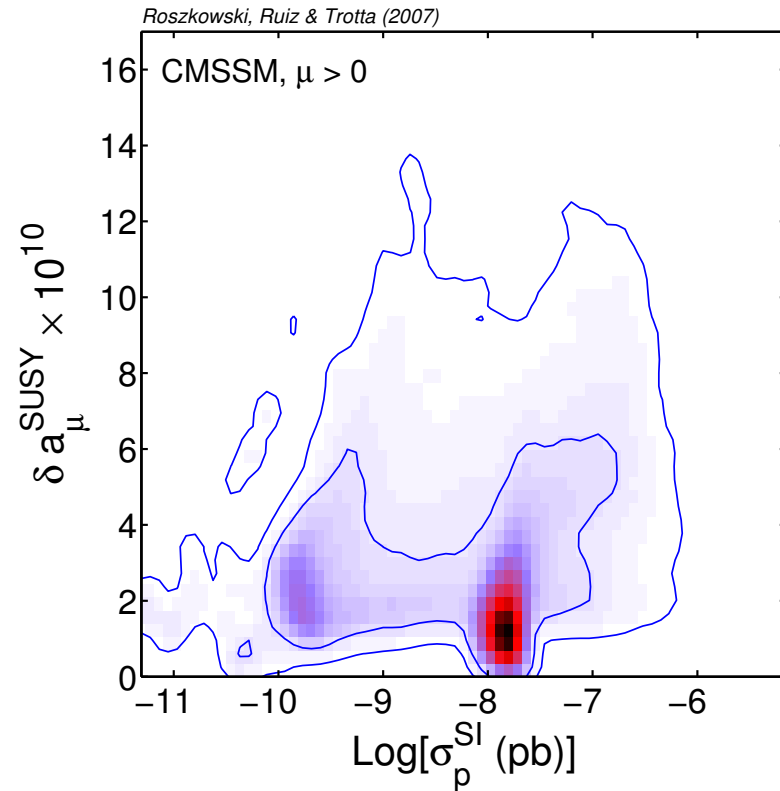
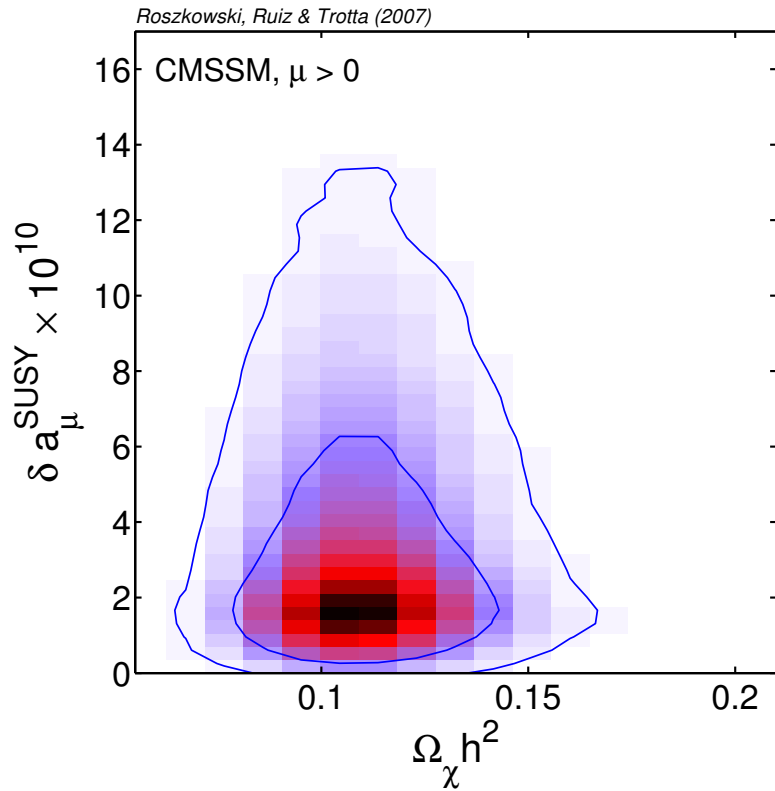


Dark matter vs. $\delta a_{\mu}^{\text{SUSY}}$

Dark matter vs. $\delta a_{\mu}^{\text{SUSY}}$



Dark matter vs. $\delta a_\mu^{\text{SUSY}}$



● \Rightarrow not much correlation

Summary

Summary

- MCMC + Bayesian statistics: a powerful tool for LHC era to properly analyze multi-dim. “new physics” models, a well-defined, statistical measure,

Summary

- MCMC + Bayesian statistics: a powerful tool for LHC era to properly analyze multi-dim. “new physics” models, a well-defined, statistical measure,
- allows for proper comparison of various constraints

Summary

- MCMC + Bayesian statistics: a powerful tool for LHC era to properly analyze multi-dim. “new physics” models, a well-defined, statistical measure,
- allows for proper comparison of various constraints
- ‘global’ scans lead to ‘global’ results

Summary

- MCMC + Bayesian statistics: a powerful tool for LHC era to properly analyze multi-dim. “new physics” models, a well-defined, statistical measure,
- allows for proper comparison of various constraints
- ‘global’ scans lead to ‘global’ results
- CMSSM with new SM value for $BR(B \rightarrow X_s \gamma)$:

$\delta a_\mu^{\text{SUSY}}$ close to zero

Summary

- MCMC + Bayesian statistics: a powerful tool for LHC era to properly analyze multi-dim. “new physics” models, a well-defined, statistical measure,
- allows for proper comparison of various constraints
- ‘global’ scans lead to ‘global’ results
- CMSSM with new SM value for $BR(B \rightarrow X_s \gamma)$:

$\delta a_\mu^{\text{SUSY}}$ close to zero

(for both signs of μ)

Summary

- MCMC + Bayesian statistics: a powerful tool for LHC era to properly analyze multi-dim. “new physics” models, a well-defined, statistical measure,
- allows for proper comparison of various constraints
- ‘global’ scans lead to ‘global’ results
- CMSSM with new SM value for $BR(B \rightarrow X_s \gamma)$:

$$\delta a_{\mu}^{\text{SUSY}} \text{ close to zero}$$

(for both signs of μ)

- trouble for the Constrained MSSM (and the likes)? or for SM prediction for $(g - 2)_{\mu}$?

Summary

- MCMC + Bayesian statistics: a powerful tool for LHC era to properly analyze multi-dim. “new physics” models, a well-defined, statistical measure,
- allows for proper comparison of various constraints
- ‘global’ scans lead to ‘global’ results
- CMSSM with new SM value for $BR(B \rightarrow X_s \gamma)$:

$$\delta a_{\mu}^{\text{SUSY}} \text{ close to zero}$$

(for both signs of μ)

- trouble for the Constrained MSSM (and the likes)? or for SM prediction for $(g - 2)_{\mu}$?
- Implications:
 - bad news for LHC: heavy scalars (but \tilde{g} within reach)
 - consider splitting common squark and slepton masses
 - consider non-minimal flavor mixing
 - ...

Summary

- MCMC + Bayesian statistics: a powerful tool for LHC era to properly analyze multi-dim. “new physics” models, a well-defined, statistical measure,
- allows for proper comparison of various constraints
- ‘global’ scans lead to ‘global’ results
- CMSSM with new SM value for $BR(B \rightarrow X_s \gamma)$:

$$\delta a_\mu^{\text{SUSY}} \text{ close to zero}$$

(for both signs of μ)

- trouble for the Constrained MSSM (and the likes)? or for SM prediction for $(g - 2)_\mu$?
- Implications:
 - bad news for LHC: heavy scalars (but \tilde{g} within reach)
 - consider splitting common squark and slepton masses
 - consider non-minimal flavor mixing
 - ...
- DM: $\Omega_\chi h^2$ and DD c.s. not correlated with $\delta a_\mu^{\text{SUSY}}$

Summary

- MCMC + Bayesian statistics: a powerful tool for LHC era to properly analyze multi-dim. “new physics” models, a well-defined, statistical measure,
- allows for proper comparison of various constraints
- ‘global’ scans lead to ‘global’ results
- CMSSM with new SM value for $BR(B \rightarrow X_s \gamma)$:

$$\delta a_\mu^{\text{SUSY}} \text{ close to zero}$$

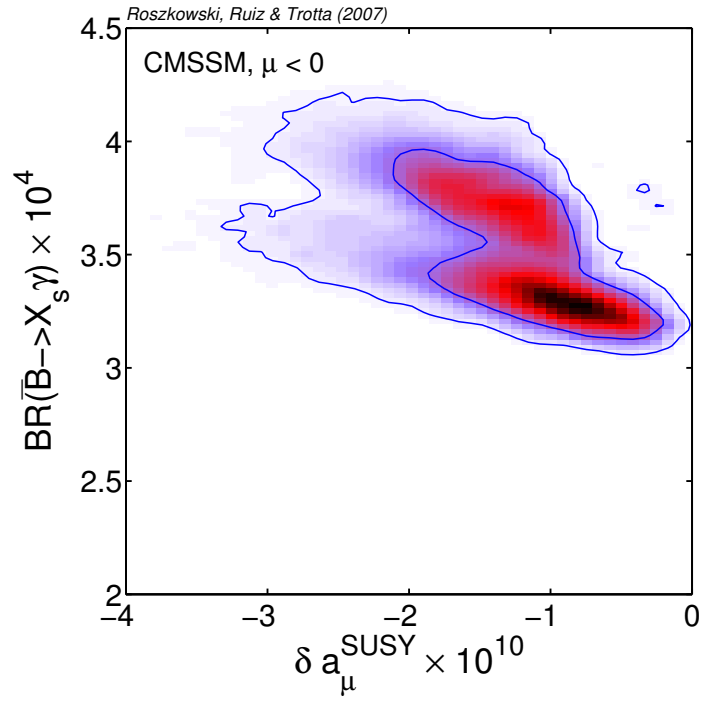
(for both signs of μ)

- trouble for the Constrained MSSM (and the likes)? or for SM prediction for $(g - 2)_\mu$?
- Implications:
 - bad news for LHC: heavy scalars (but \tilde{g} within reach)
 - consider splitting common squark and slepton masses
 - consider non-minimal flavor mixing
 - ...
- DM: $\Omega_\chi h^2$ and DD c.s. not correlated with $\delta a_\mu^{\text{SUSY}}$
- improved error on $(g - 2)_\mu^{\text{expt}} - (g - 2)_\mu^{\text{SM}}$ will be most helpful in guiding model building

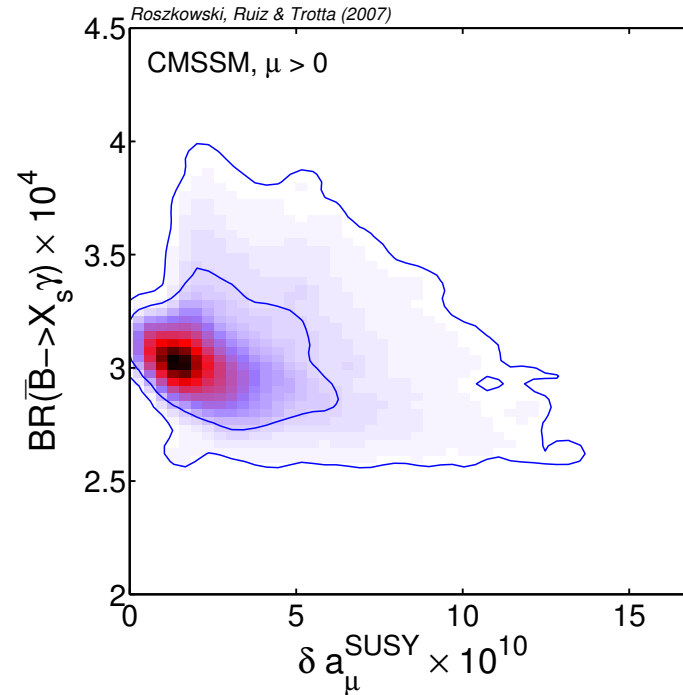
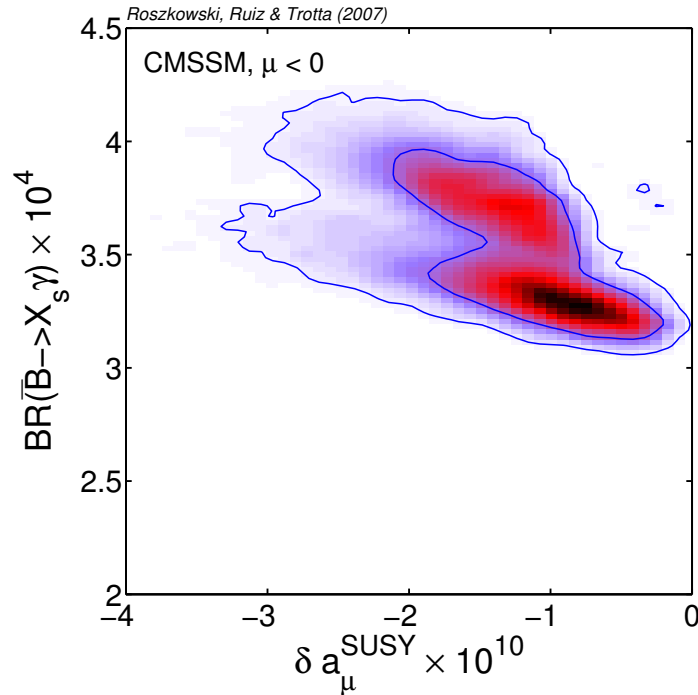
Backup...

$$b \rightarrow s\gamma \text{ vs. } \delta a_{\mu}^{\text{SUSY}}$$

$b \rightarrow s\gamma$ vs. $\delta a_\mu^{\text{SUSY}}$



$b \rightarrow s\gamma$ vs. $\delta a_\mu^{\text{SUSY}}$



- \Rightarrow not much correlation
- $\mu > 0$: $BR(B \rightarrow X_s \gamma) \simeq$ SM-value
- $\mu < 0$: $BR(B \rightarrow X_s \gamma) \gtrsim$ SM-value